



Mismatch between desired and observed fertility

Ryabchikova Anna

Laboratory for comparative
social research
Higher School of Economics

Changing societies

- Family formation behavior, including fertility behavior are influenced by economic development which caused cultural differences
- Growing security and emancipative values causes changing gender patterns [C. Welzel and R. Inglehart]
- Personal independence, increasing freedom

Demographic context

- Contraception revolution in western countries in 1960-s lead to postponed age of marriage, postponement of births
- Second demographic transition: low fertility rate, decreased mortality rate

Fertility intentions vs fertility behavior

- Intended family size remains unrealized at the level of the whole population, and that intended parity decreases with age [Quesnel Vall and Morgan 2003, for the US, and Heiland et al. 2008, for Germany].
- “Fertility gap” describing the large difference between the observed fertility rate and the desired number of children [Chesnais 1999].

Improving life: better opportunities, rising freedom

Fertility gap: unrealized desires

?????



Fertility intentions vs fertility behavior

Possible Reasons for Mismatch:

Micro – level:

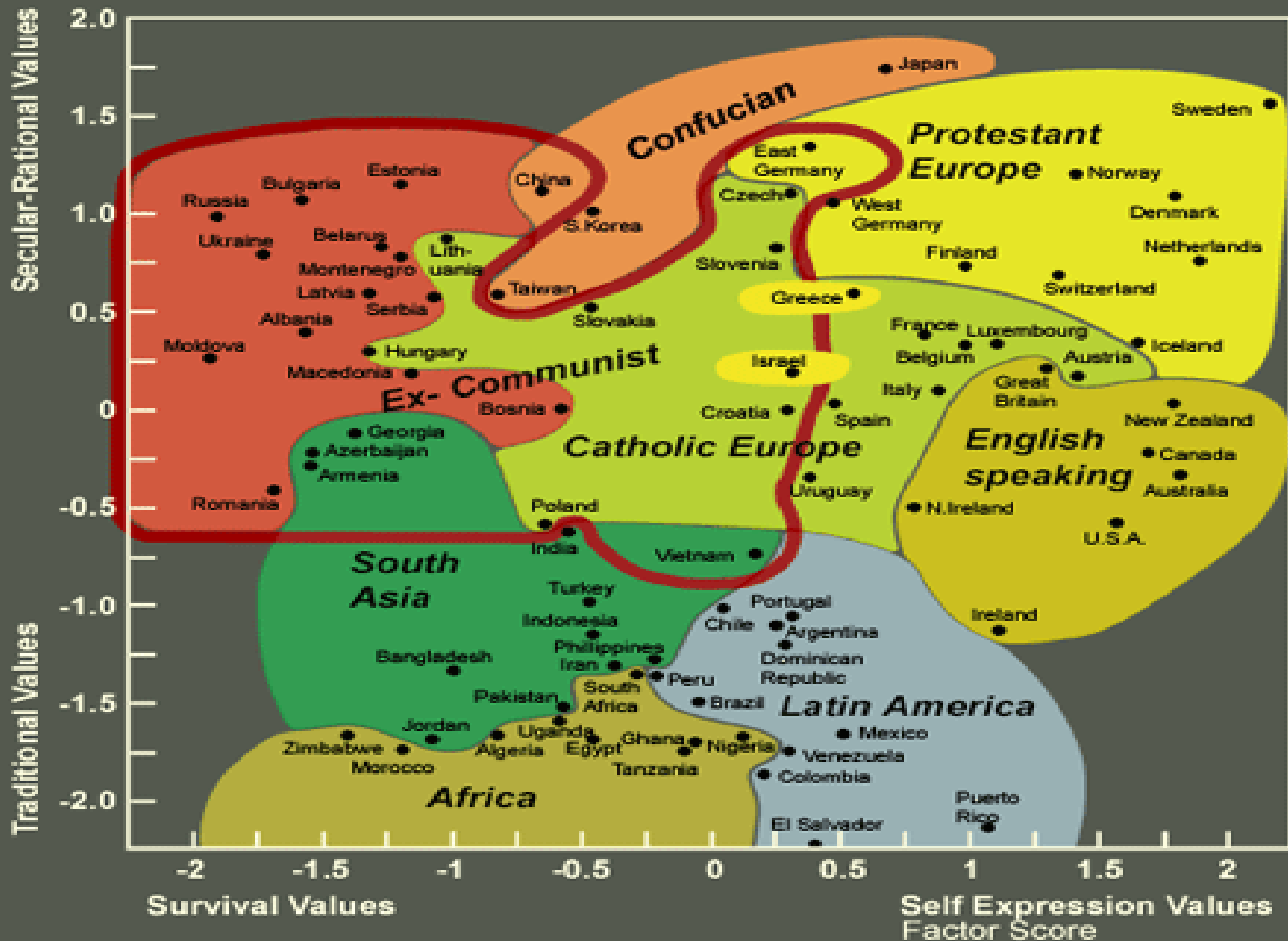
Health problems

Different couples preferences

Macro-level:

Values and attitudes

Institutional limitations



Questions

- Contemporary low level of fertility leads to a questions:

Whether behavior adequately reflects people's preferences for the number of children they would like to have?

What is the difference between mismatch among countries?

Which factors impact the level of mismatch?

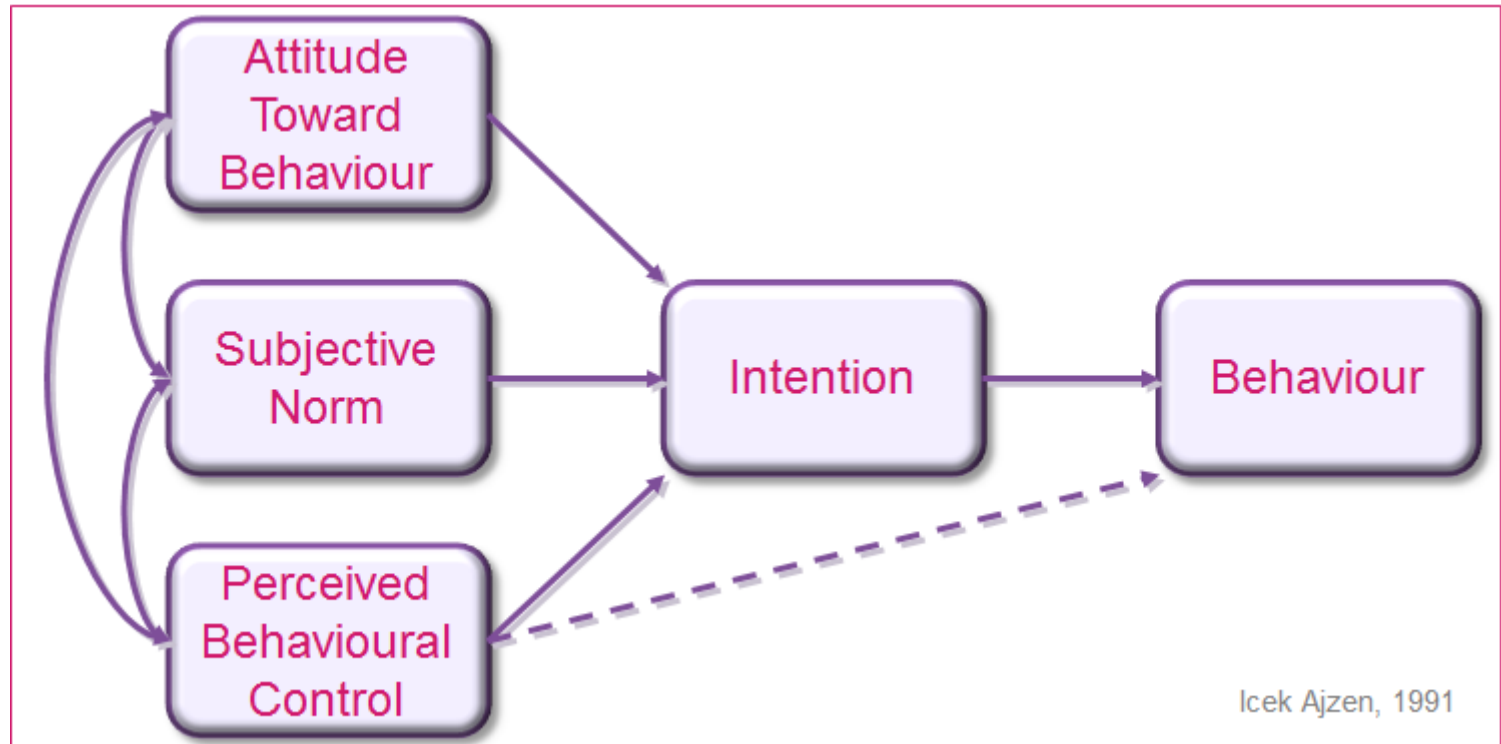
Objective

- To reveal factors of mismatch between desired and observed fertility and compare the extend of mismatch across countries

Theoretical background

Theory of planned behavior by I. Ajzen

explaining fertility behavior: the intention to have or not to have a child is determined by three kinds of considerations (behavioral beliefs, normative beliefs, control beliefs)



Theoretical background

Decision – making theories:

Theory of human capital investment by

- T. Schultz: “Fertility and economic values: The Value of children” [1994]
- G.Beckers’ concept of time distribution

Fertility theories:

- *Social network theories of fertility* by Bongaarts and Watkins 1996; Kohler 2001; Montgomery and Casterline 1996

Theoretical background

- Goldstein et al. (2003): the ideal number of children in Europe, albeit on the decline during the last decades, remains considerably higher than actual fertility.
- Sobotka: downsizing of the intended family size by age is found
- Neels 2010: economic recessions leads to postponement childbearing
- Ogawa 2003: negative influence of economic recessions to child birth

Previous research

- Determinants of fertility intentions: Billari and Kohler 2004; Kohler et al. 2002; Sobotka 2004.
- Gender equality, self-expression and realization aspirations for self-expression and self-realization: Lesthaeghe 1995; Lesthaeghe, van de Kaa 1987)
- Attitudes towards childbearing: Barber2001, Philipov et al. 2006, Liefbroer2005

Previous research

- TPB and social network: The discrepancy between fertility intentions and realization C.Rossier,L. Bernardi, 2009.
- GDP and fertility by Adsera & Mendez: For 18 countries in Latin America, positive correlation 2009.
- Childless Germany: upward trend to remain childlessness J. Dorbritz, 2005.

Motivation for the research:

- Population reproduction is crucial topic nowadays
- Fertility behavior is a complex process
- Lack of comparative researches on mismatch between fertility behavior and intentions, in particular multilevel approach

Hypotheses

- I. The level of mismatch among developing countries is rather high than among developed.
- II. Emancipative values decrease the extend of mismatch.
- III. Social policy impact the mismatch: in countries with developed family, child care support programs mismatch level is lower.

Data and methods

- WVS,3-4 waves(1994-2004)
- 50 countries, N=30 690
- Sample: women, 40 -65

Multilevel regression analyses

Variables

- ***Ideal number of children:***

What do you think is the ideal size of the family - how many children, if any? (0 -8)

- ***Observed number of children:***

Have you had any children? If yes, how many? (0-8)

- ***Attitudes towards family:***

- If someone says a child needs a home with both a father and a mother to grow up happily, would you tend to agree or disagree? (1 – agree, 2 disagree)
- Do you think that a woman has to have children in order to be fulfilled or is this not necessary?(1 – agree,2 – disagree)

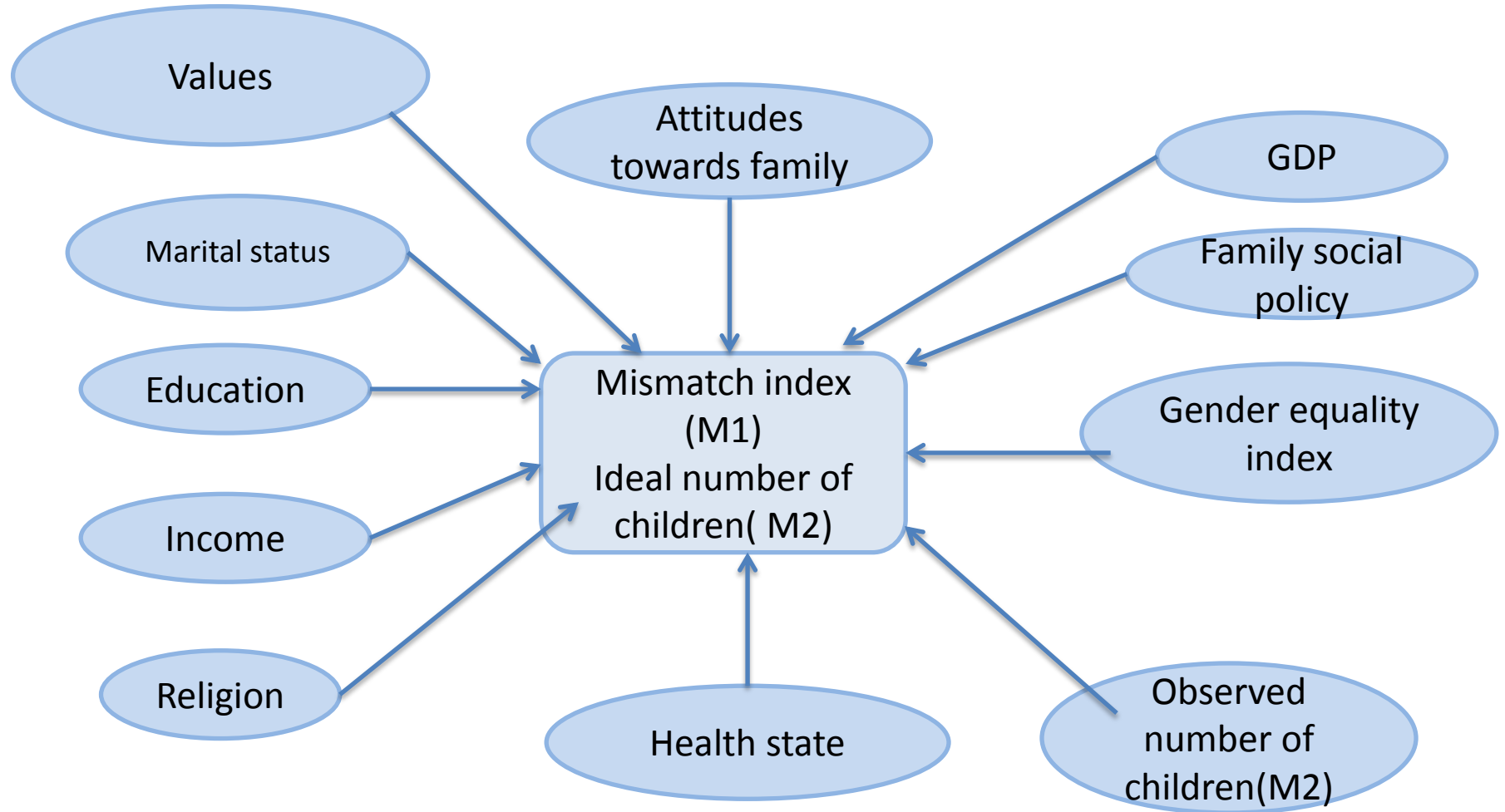
Variables

- Do you agree or disagree with the following statement? "Marriage is an out-dated institution" (1 – agree, 2 disagree)
- If a woman wants to have a child as a single parent but she doesn't want to have a stable relationship with a man, do you approve or disapprove? (1 – approve, 2 – depends, 3 - disapprove)

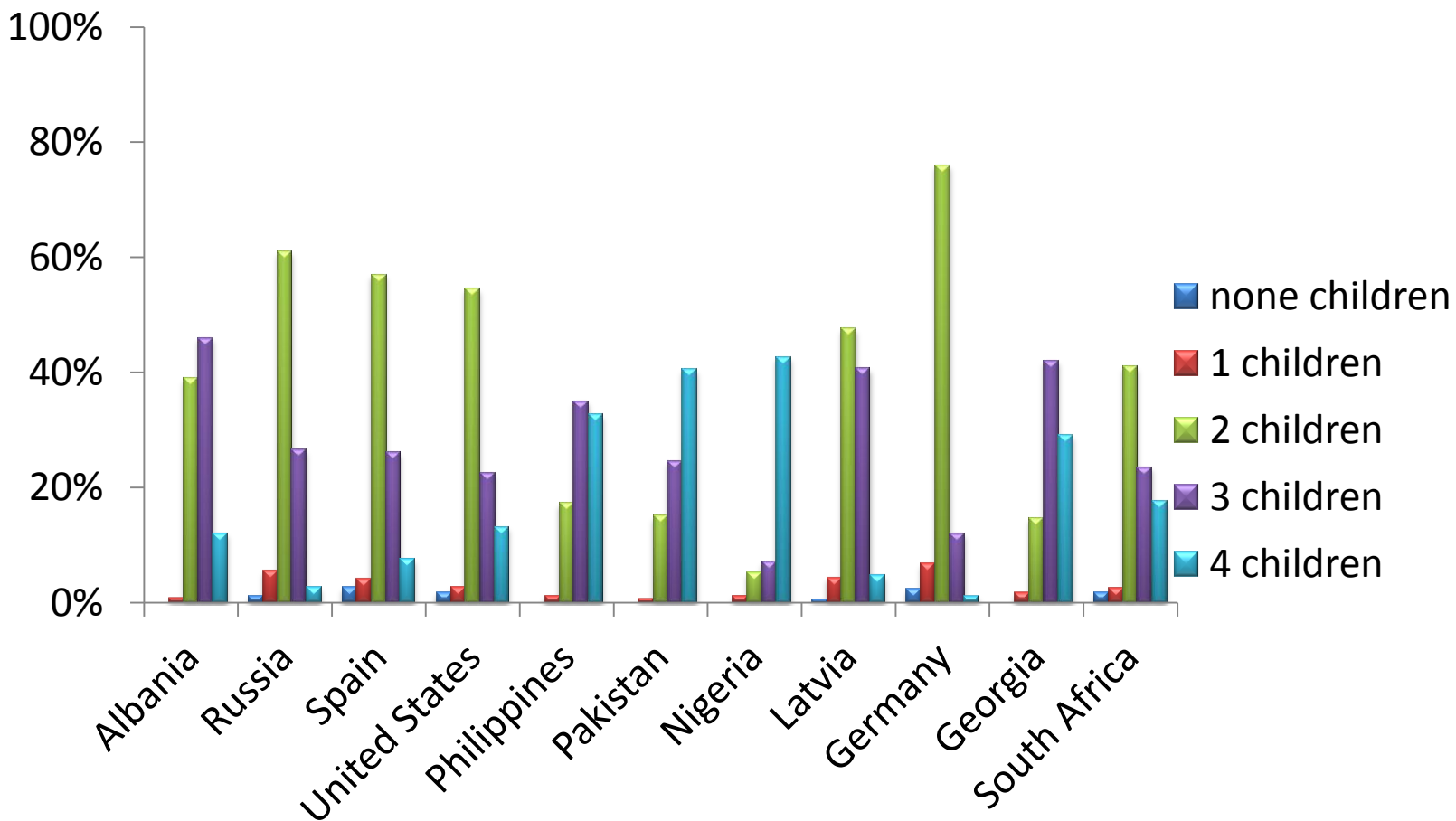
Variables

- Religion denomination
- Health status(subjective)
- Marital status
- Employment status
- Education
- Income

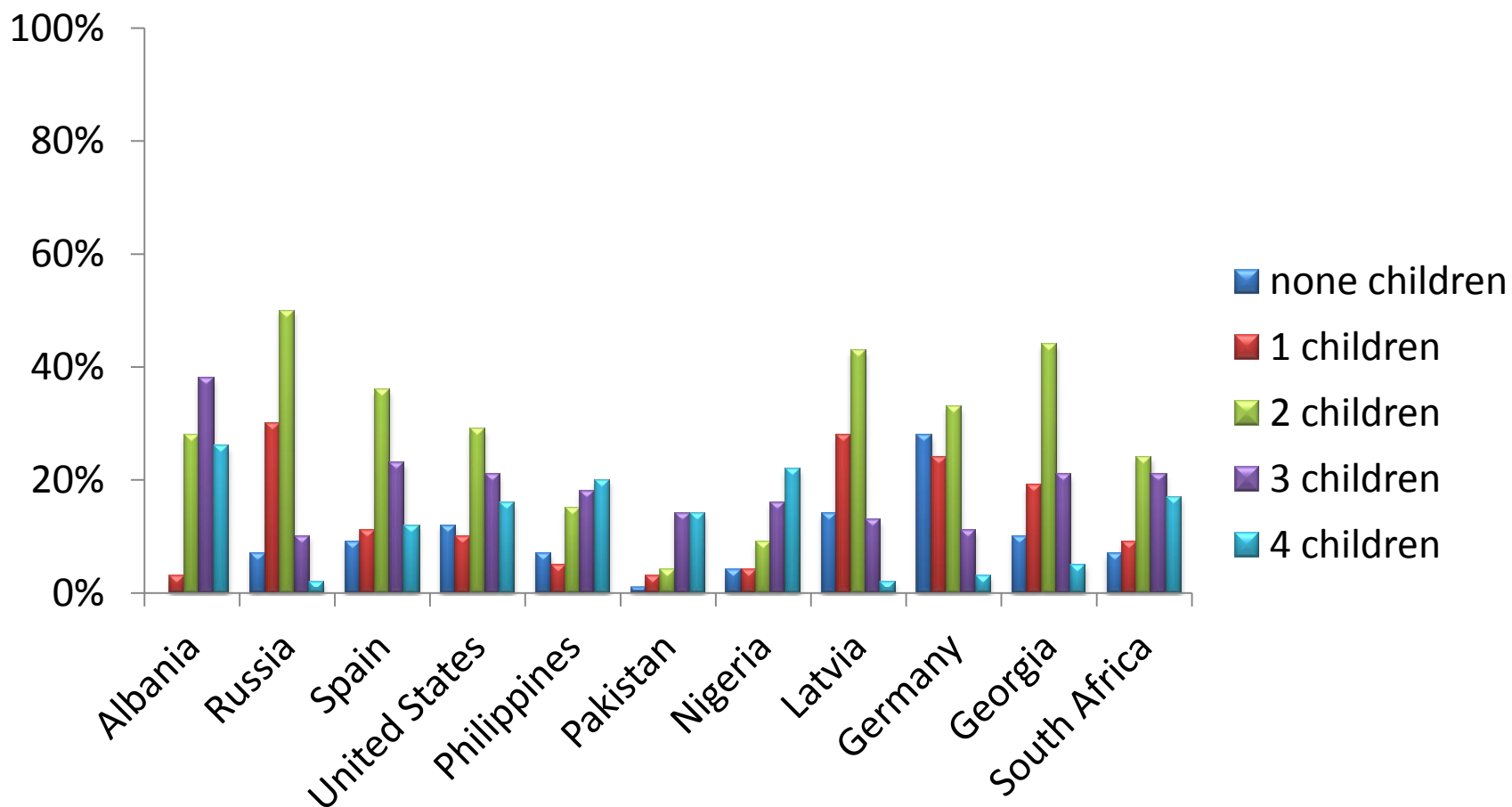
Research scheme



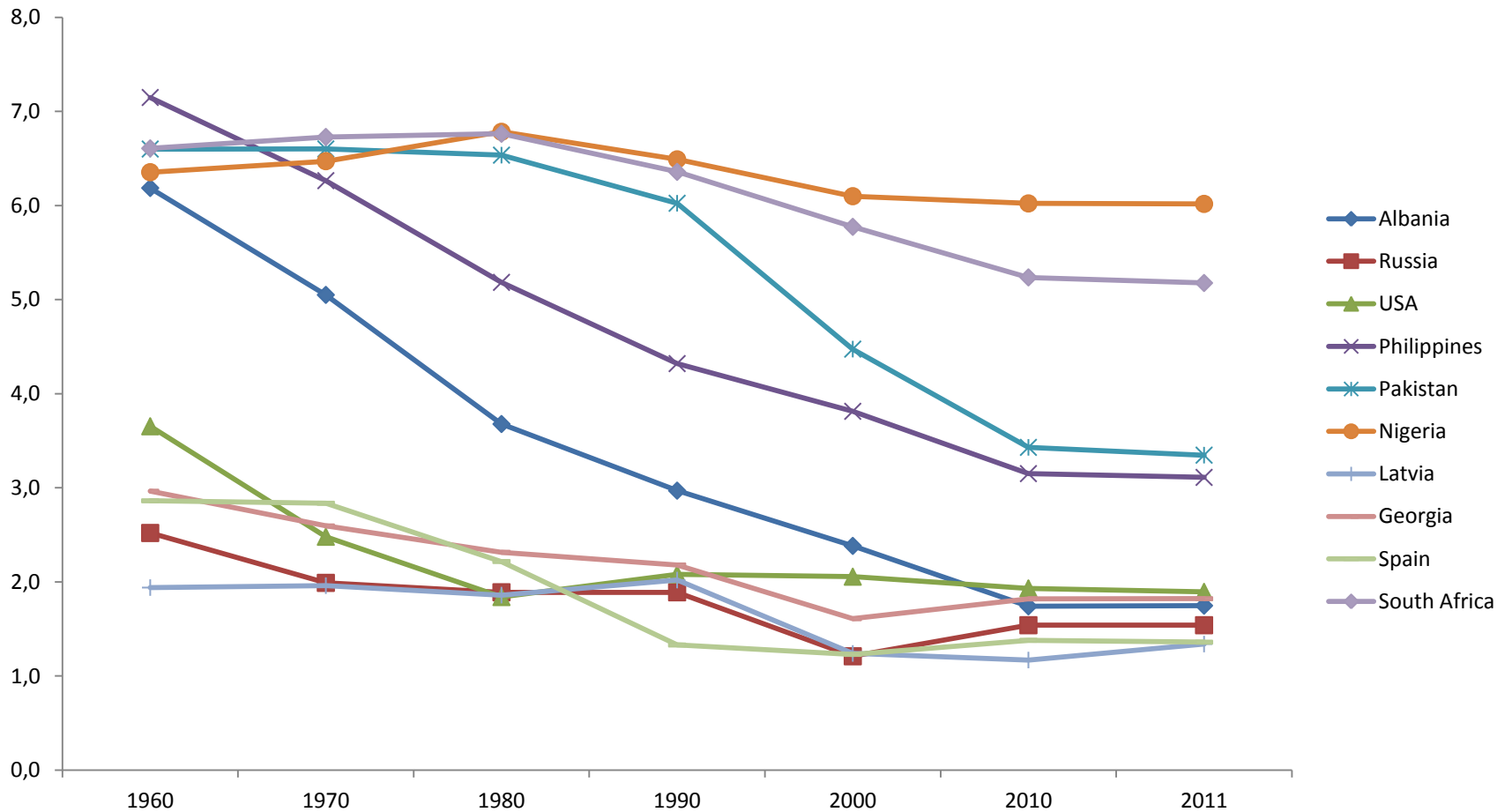
Ideal number of children, 1999



Observed number of children, 1999



Total fertility rate



Thank you for attention