

***Modernization and the Formalization  
of Normative Regulation***  
*(final report)*

July 10<sup>th</sup>, 2012

Christopher Swader,  
and Leon Kosals  
Faculty of Sociology,  
NRU-HSE

# Research Question

- How does modernization connect with informality, and how do different types of informality relate to one another in relation to modernization?

# Concepts: Formality and Informality

*Informality : “social situations or gatherings that are generally characterized by behavioral spontaneity, casualness, and interpersonal familiarity.”*

*Formality: refers to such social settings that are more “regimented, deliberate, and impersonal in nature” (Morand, 1995: 831-2).*


*loose versus tight,  
casual versus strict,  
personal versus impersonal,  
immediate versus abstract,  
spontaneous versus routinized,  
emotional versus rational*

**Literature: ahistorical and unidimensional?**

# Concepts:

## Formality as Normative Regulation

Formality can refer to.....

- 
- 1) the **medium** of normative regulation (social control)
  - 2) a high **density** of normative regulation (vs. anomie)
  - 3) *a high compliance to norms*
  - 4) *an enhanced enforcement/reinforcement of norms and violations*

# Old and New

## **Previous Presentations:**

Economic modernization and formal social control

testing of don't know anomie (DKA) scale

results on DKA scale and modernization

results on DKA scale and informal social control

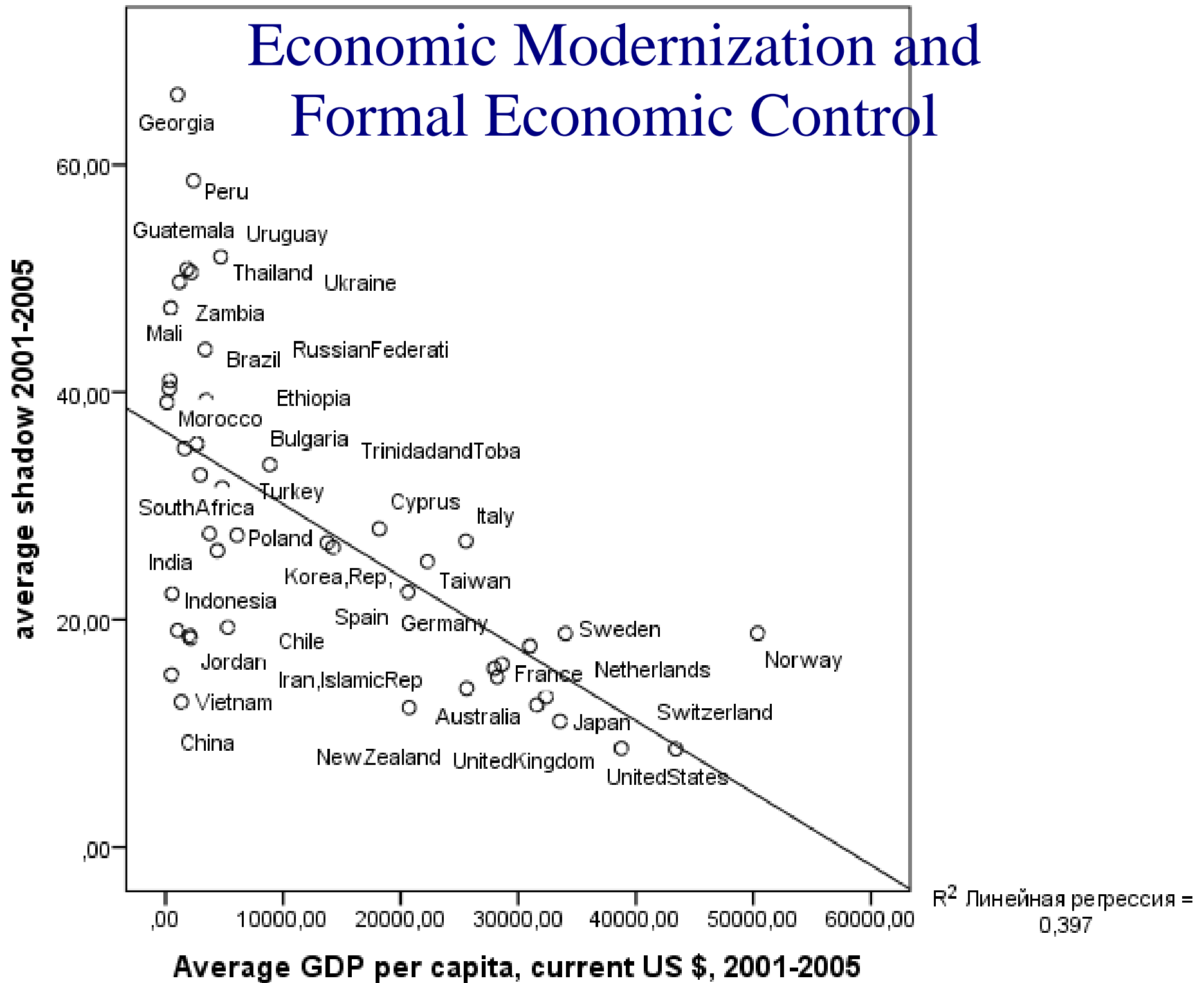
## **This Presentation:**

refinement of gdp, corruption, shadow economy  
indicators

Prediction of individual anomie scores: OLS  
regression

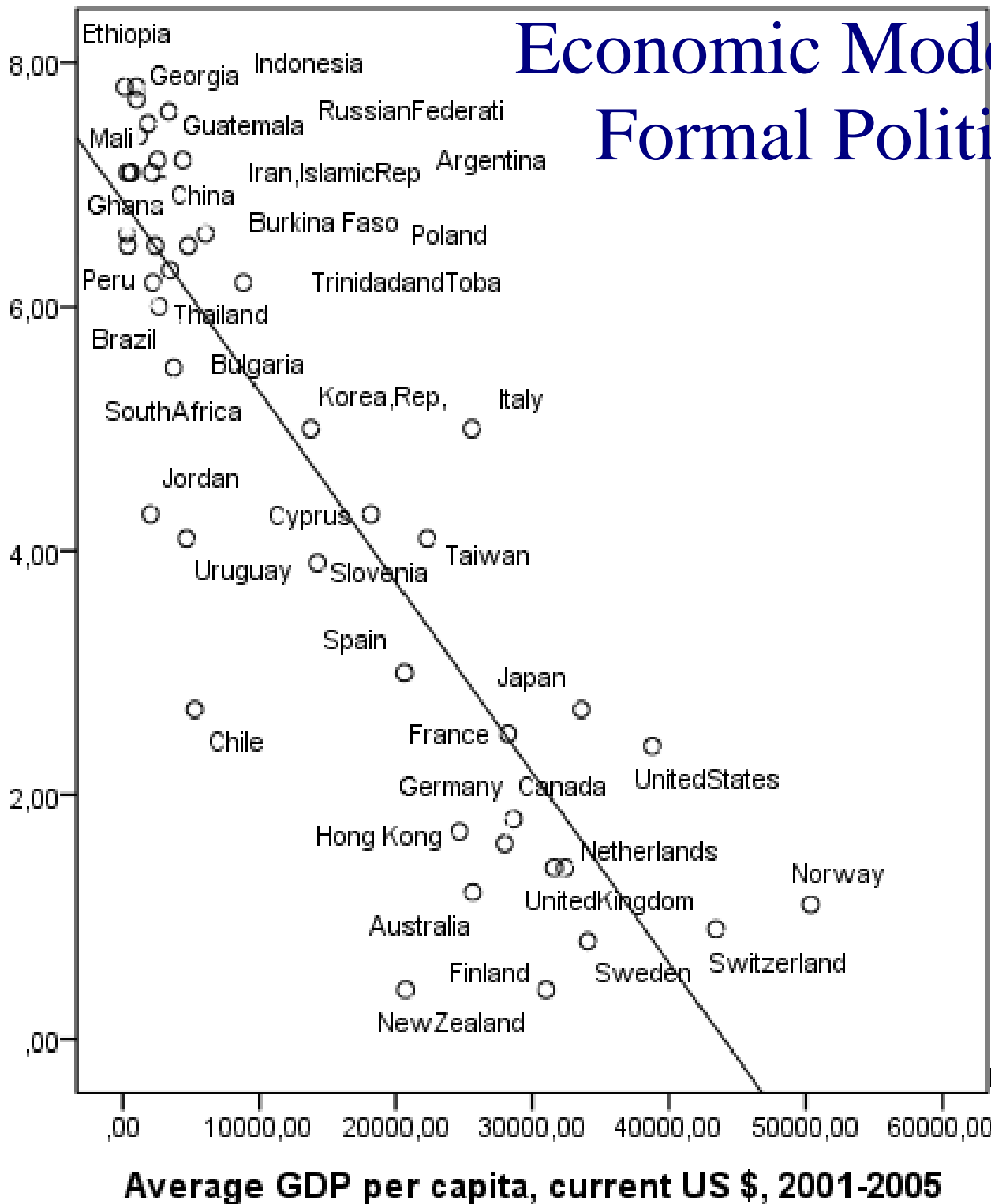
# Formality as Medium of Normative Regulation

# Economic Modernization and Formal Economic Control



# Economic Modernization and Formal Political Control

Transparency International Public Sector Corruption 2005 1 to 10 (highest corruption)




R<sup>2</sup> Линейная регрессия = 0,781

Average GDP per capita, current US \$, 2001-2005



# Economic Modernization and Formal Interpersonal Control

Wave 5, WVS, country mean, social values, parents proud and friends expectations



Average GDP per capita, current US \$, 2001-2005

$R^2$  Линейная регрессия = 0,375

# Formality as Density of Normative Regulation

# Measuring Anomie: DKA Scale

## **In Politics**

The government should take more responsibility to ensure that everyone is provided for.

How much confidence do you have in political parties?

How much confidence do you have in the justice system?

Good way to govern? Having a strong leader who does not have to bother with parliament or elections.

Good way to govern? Having a democratic political system

## **In Economics**

Wealth can grow so that there is enough for everyone.

How much confidence do you have in major companies?

Incomes should be made more equal.

Private ownership of business and industry should be increased.

Competition is good. It stimulates people to work hard and develop new ideas.

## **In Interpersonal values**

Family important?

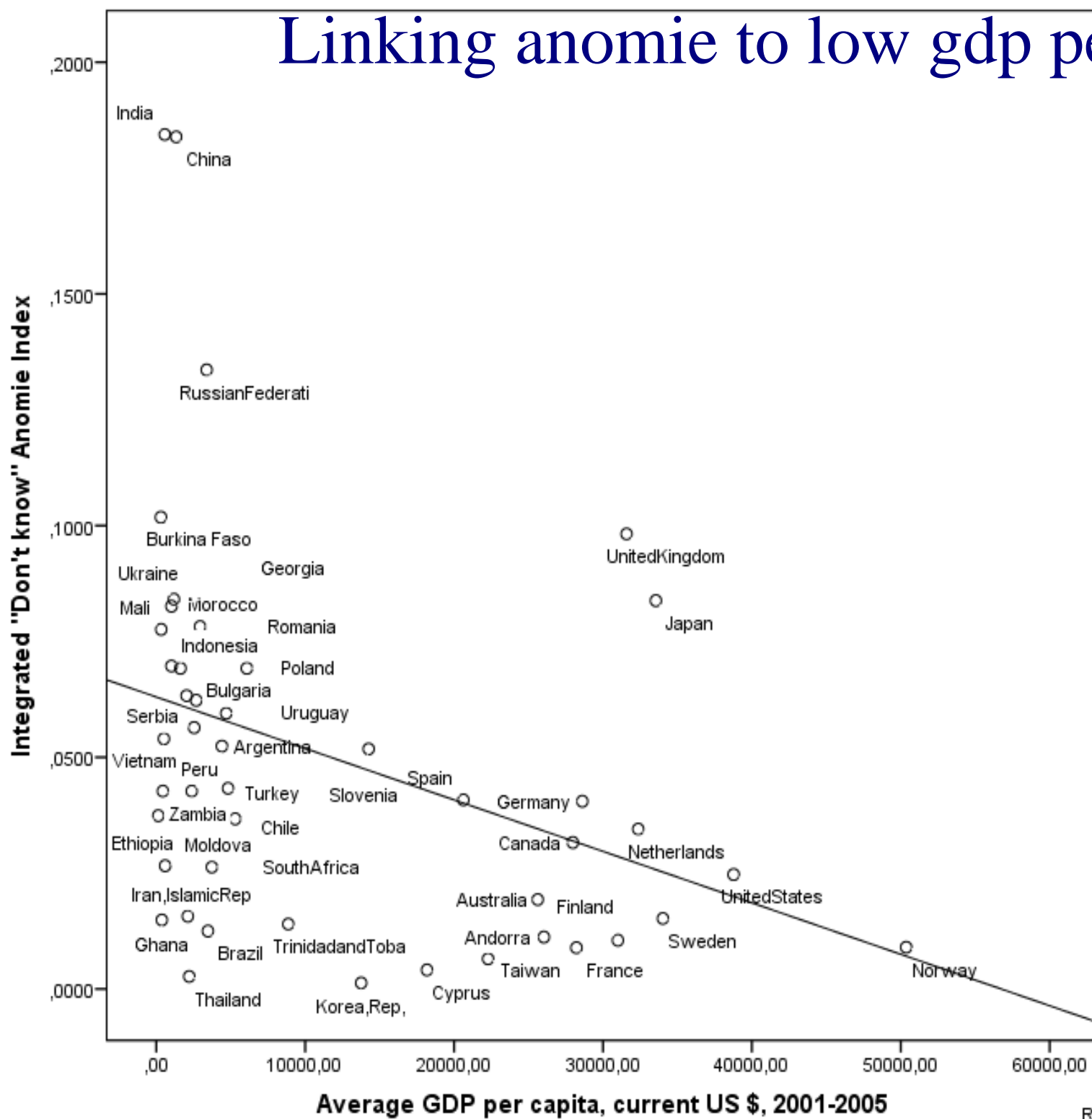
Friends important?

Most people can be trusted.

Do most people try to take advantage of you?

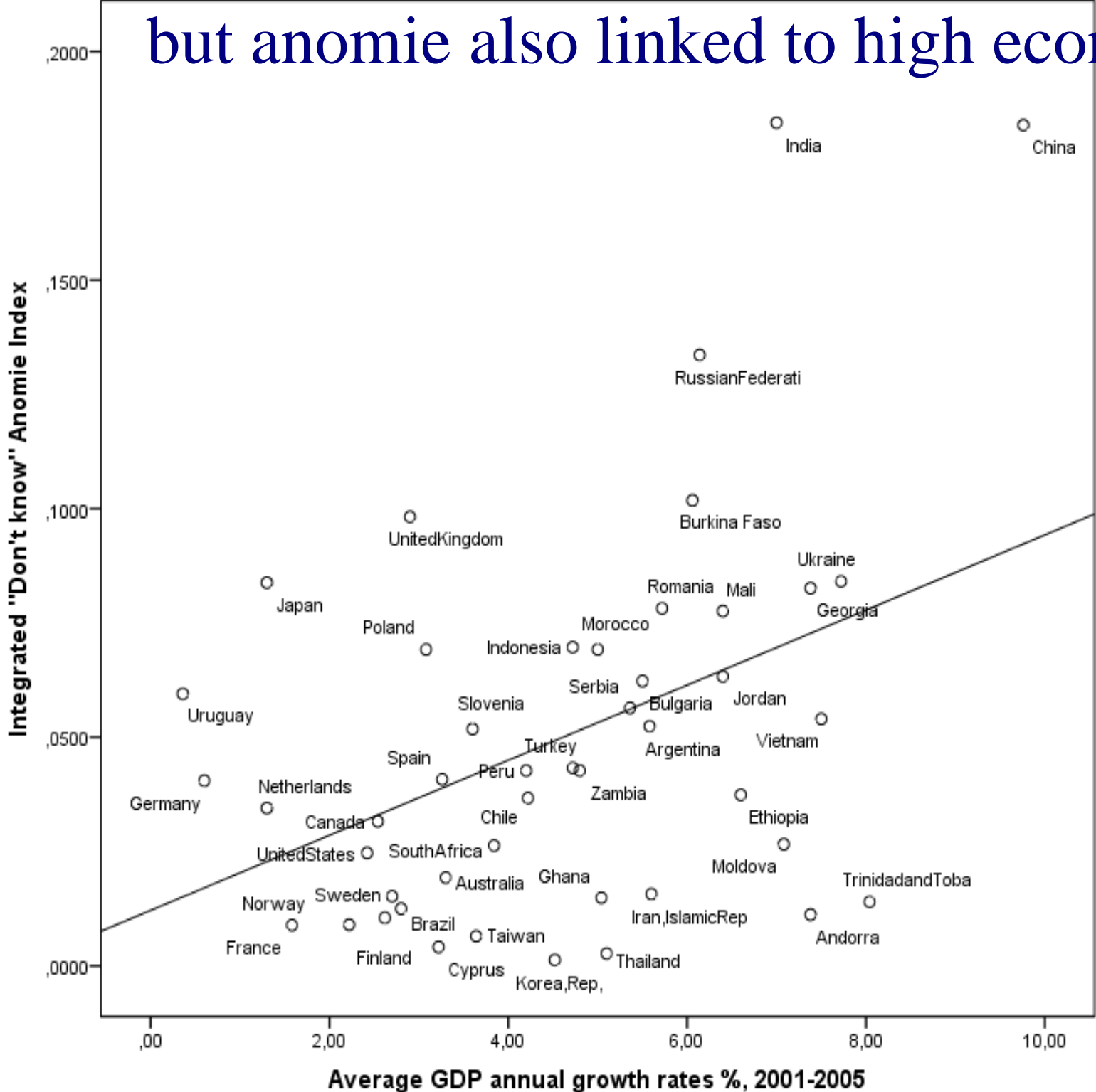
It is important to this person to help the people nearby

# Linking anomie to low gdp per capita



$R^2$  Линейная регрессия = 0,131

but anomie also linked to high economic growth



R<sup>2</sup> Линейная регрессия = 0,176

Relationship between formality as  
medium and density  
(=between social control and anomie)

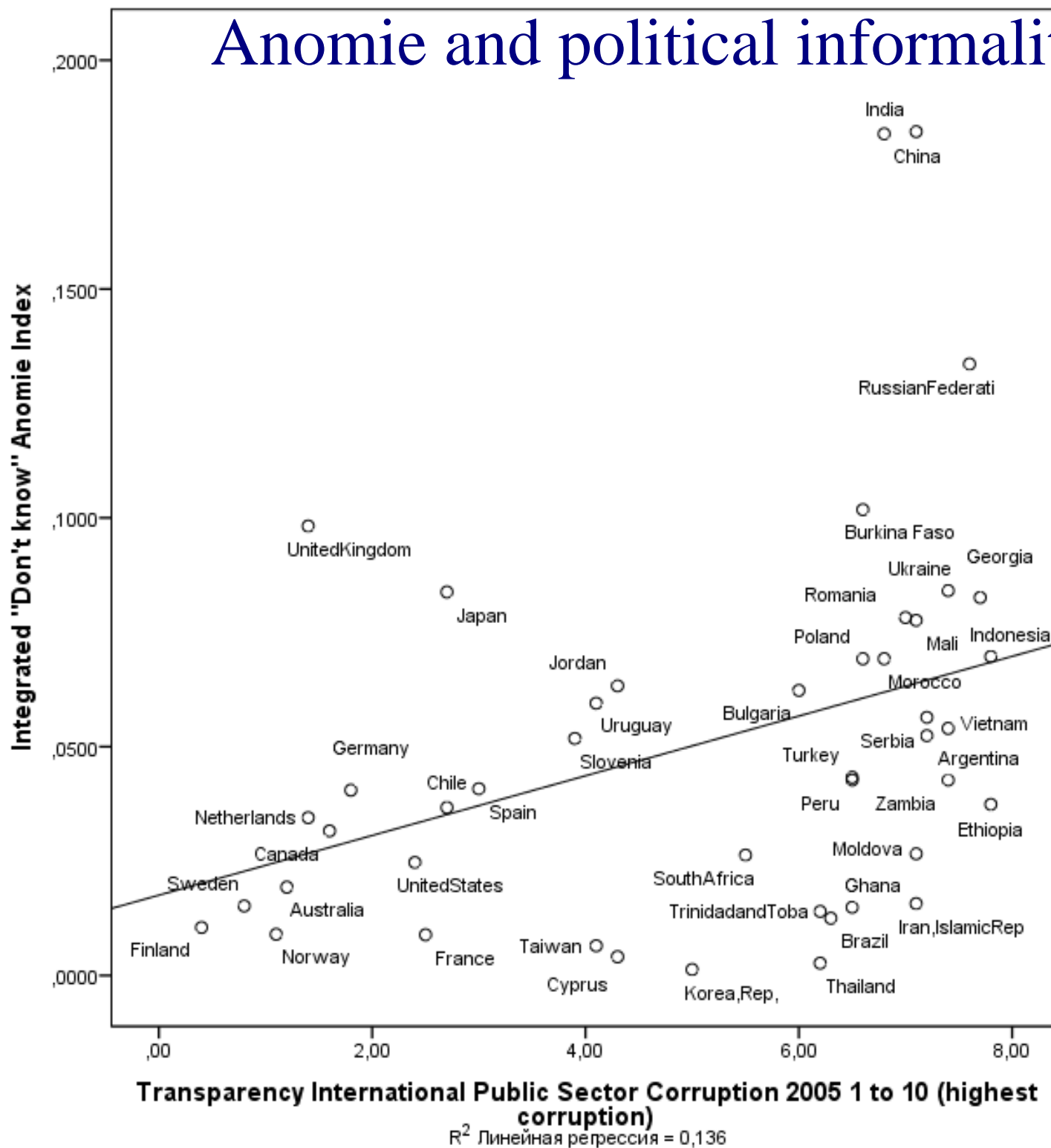
# Anomie is linked to political informality

**Table 2: Countries distributed by 4 dimensions of informality**

	Lower Shadow (formally governed economy)	Higher Shadow (informally governed economy)
Lower Social Values (formally governed private sphere) low public corruption (formally governed political sphere)	<b>14 societies leading economies</b> (1)  <u>slovenia</u> , spain, france, us, germany, <u>uk</u> , <u>japan</u> , norway, canada, australia, netherlands, switz, new zealand, sweden,	<b>1 society</b> (2)  <u>Uruguay</u>
high public corruption (informally governed political sphere)	<b>3 societies</b> (3)  South africa, italy, <u>argentina</u> ,	<b>5 societies postcommunists</b> (4)  <u>Ukraine</u> , <u>RF</u> , <u>Bulgaria</u> , <u>TrinTob</u> , <u>Romania</u> ,
Higher Social Values (informally governed private sphere) low public corruption (formally governed political sphere)	<b>5 societies</b> (5)  cyprus, chile, taiwan, <u>jordan</u> , finland,	<b>0 societies</b> (6)
high public corruption (informally governed political sphere)	<b>7 societies Asian developing world + poland</b> (7)  <u>poland</u> , korea, <u>india</u> , <u>iran</u> , <u>indonesia</u> , <u>china</u> , <u>vietnam</u>	<b>15 societies Developing world (mainly african, latin american)</b> (8)  Peru, <u>Georgia</u> , Thailand, Guatemala, Zambia, Ghana, Brazil, Ethiopia, <u>Burkfaso</u> , <u>Mali</u> , Egypt, <u>Morocco</u> , Turkey, Malaysia, Mexico

**bold and underlined:** above the mean for anomie (low density of norms)

# Anomie and political informality ...



R<sup>2</sup> Линейная регрессия = 0,136



How can individual anomie be predicted?

Do social control, country-level anomie, or modern values have an influence?

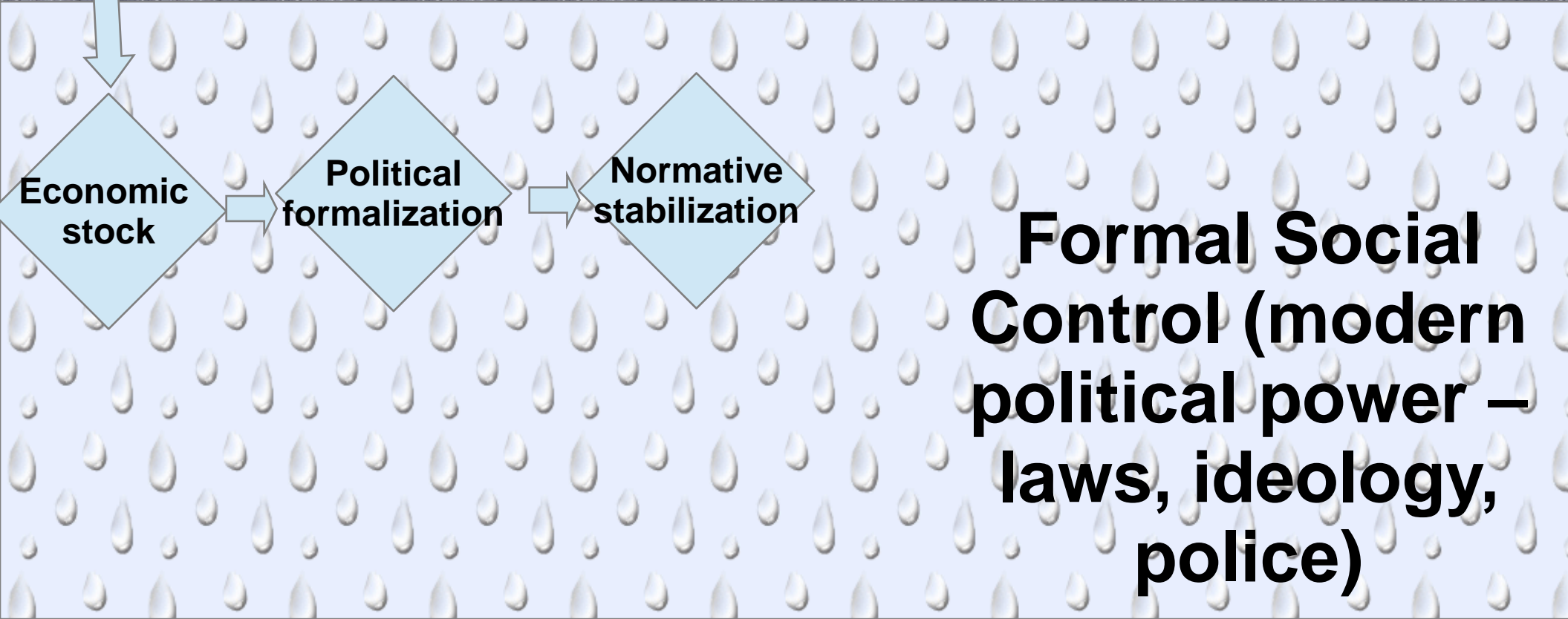
*Table 4. OLS: Predictors of Individual Anomie (0 to 100 scale) (standardized coefficients)*

	Model 1
Intercept	5.314
<b><u>Individual Indicators</u></b>	
Age	<b>0.042 ***</b>
Female	<b>0.076 ***</b>
Income	<b>-0.086 ***</b>
Education	<b>-0.134 ***</b>
Importance of God	
Importance of making parents proud	
living up to friends' expectations	
post-materialist values 4-item	
<b><u>Country Level Indicators</u></b>	
Political Informality	
Economic Informality	
Private Informality	
Country-level anomie	
Post-communist (vs. OECD)	<b>0.199 ***</b>
Developing (vs. OECD)	<b>0.068 ***</b>
GDP growth rate 2001-2005	
Adjusted R-squared	<b>0.078</b>

# Conclusions

- Medium of political, economic, and interpersonal normative control » more formal with modernization
- Economic stock » less anomie
- Economic growth » more anomie
- Political informality (corruption) » anomie
- After controlling for education, individual anomie can be predicted best by country-level anomie, followed by female gender and low income

# Informal Social Control (close personal relationships)



# Formal Social Control (modern political power – laws, ideology, police)

## To improve in article:

- Enhance our N at the country level (right now, only about 42)
- Multi-level analysis necessary.
- What else?