

# **Religiosity influence on attitudes towards abortion**

## **Progress Report**

**Prutskova Elena**

**April, 27, 2011**

# Research Layout

**General research question: how religiosity influences attitudes**

**Steps:**

- 1. Getting acquainted with the available data**
- 2. Constructing religiosity typology**
- 3. Finding consequences of belonging to the core and periphery, profiling the core and periphery**

**Theoretical Framework:**

**Multidimensional and hierarchical approach to religiosity**

**Constructing religiosity measure for modelling:**

**Denomination**

**Importance of religion / God in one's life**

**Religiosity dimensions / indexes: factor analysis or variable cluster analysis**

**Core – periphery: analytical basis / cluster analysis**

**Religious socialization: primary / secondary**

# Comparing religiosity in EVS & ISSP

1. Questions on religiosity are similar in meaning, but differ in wording
2. The surveys were conducted within the same time period (2008)
3. Lists of countries overlap

## Countries:

Austria, Croatia, Cyprus, Czech Republic, Denmark, Finland, France, Germany West, Germany East, Ireland, Latvia, Netherlands, Norway, Portugal, Russian Federation, Slovak Republic, Slovenia, Spain, Sweden, Switzerland, Turkey, Ukraine, Great Britain, Northern Ireland

# Religiosity measures in EVS & ISSP

## General religiosity:

identification of respondents with a specific denomination

## Specific (functional) religiosity:

**belief**

in God,

life after death,

reincarnation,

heaven,

hell

**practices**

frequency of attending religious services

frequency of praying

# Denomination

## ISSP question:

Do you belong to a religious denomination? Which one?

## EVS question:

Do you belong to a religious denomination?

yes

no

don't know

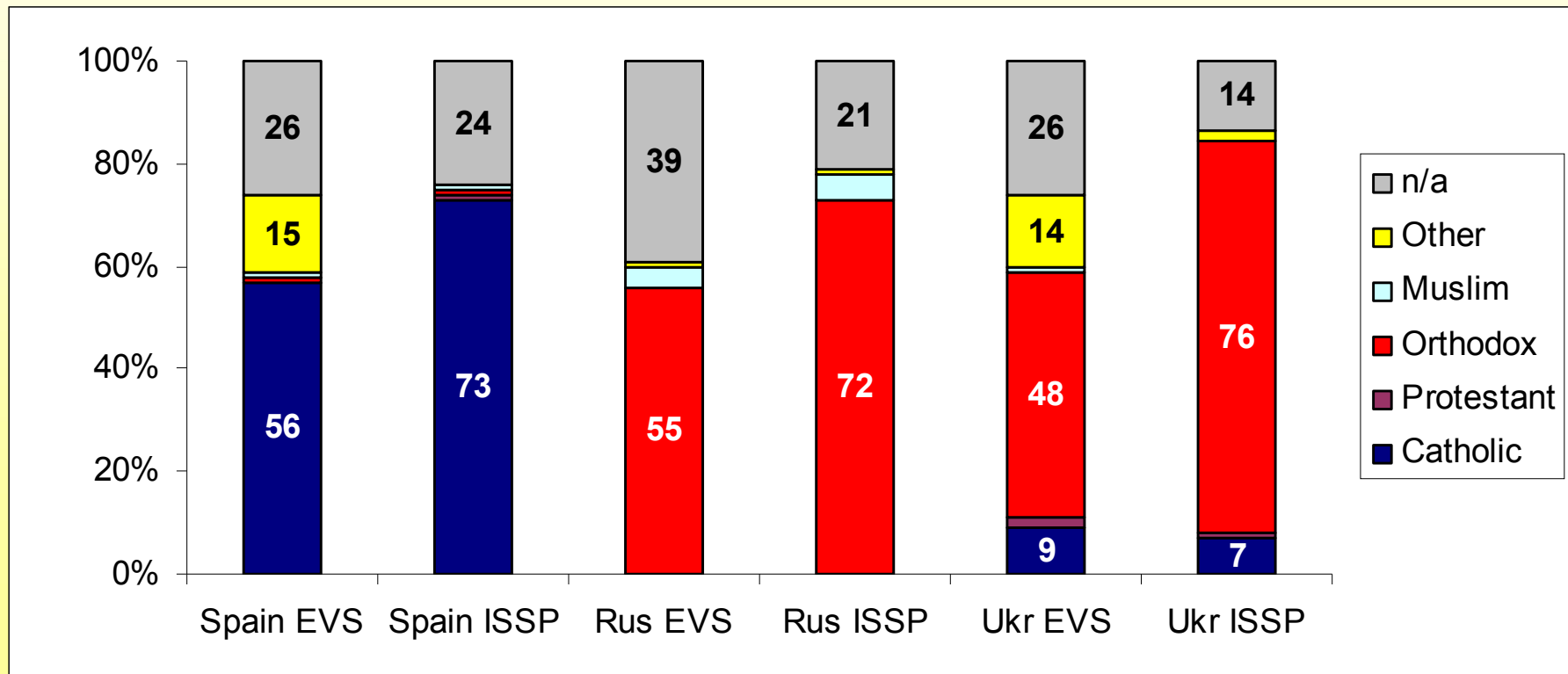
Which one?

# Denomination: results

For most countries the differences are not significant. Significant differences are not large – less than 10% except for 3 special cases: Spain, Russia, Ukraine

Spain: Simply “Christian” in EVS – “Catholic” taken for granted or an indicator of believers, not belonging to the Church.

Russia and Ukraine: Religiosity as a part of cultural and national identity.



# Belief in God: questions

## ISSP:

Which best describes your beliefs about God?

- I don't believe in God now and I never have
- I don't believe in God now, but I used to
- I believe in God now, but I didn't used to
- I believe in God now and I always have

## EVS:

Which, if any, of the following do you believe in? ... God

- Yes
- No

# **Belief in God: conclusions**

**The differences are high and statistically significant for most of the countries.**

**% of believers in EVS (dichotomous questions) is higher than in ISSP (4-point scale where two grounds were combined).**

**Asked to analyze additional features of their belief, non-confident respondents tend to doubt their belief and give a negative answer, or find it difficult to answer.**



# Other Belief Questions

## ISSP:

Do you believe in ...

Life after death / Heaven / Hell / Reincarnation – being reborn in this world again and again

Yes, Definitely

Yes, Probably

No, Probably

No, Definitely

## EVS:

Which, if any, of the following do you believe in? ... Life after death / Heaven / Hell

Do you believe in re-incarnation, that is, that we are born into this world again?

Yes

No

# **Belief in life after death / heaven / hell / reincarnation: conclusions**

**Data on belief in life after death, heaven, and reincarnation (except Turkey) in EVS & ISSP is rather comparable. The majority of the countries' percentage differences are not very large (although large sample sizes allow us to speak about their statistical significance).**

**The most notable differences relate mainly to lack of response, rather than substantial options (yes / no).**

**Belief in hell is a less stable indicator than belief in life after death or heaven.**

**Dichotomous formulation of options (in EVS) gives a slightly smaller percentage of those who believe in life after death, than the 4-point scale (in ISSP).**

**Unconfident respondents tend to choose a negative answer, if given only two options (yes / no). When they are given an opportunity to reflect their doubt in their response, a positive answer would rather be more frequent.**

# Belief in reincarnation: Turkey

## Question wording in the Turkish EVS questionnaire:

“Do you believe that after death one returns to this world as a human or animal, turning to another?”

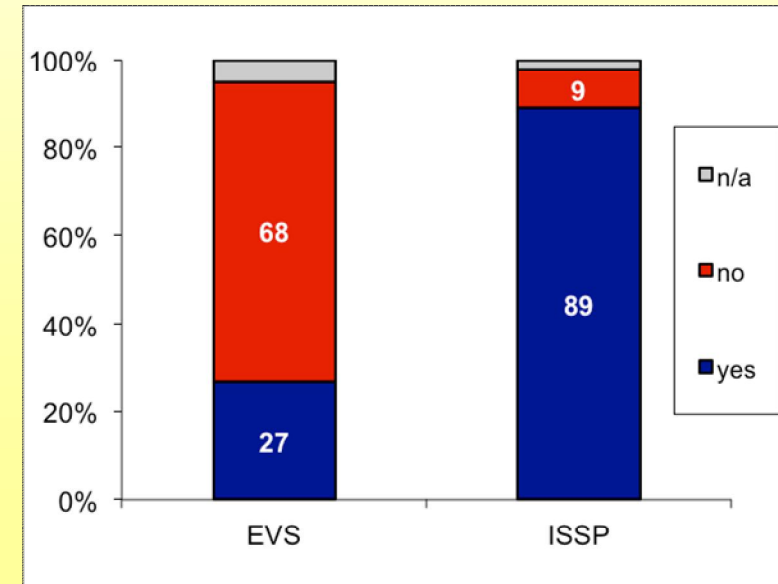
Öldükten sonra, BU DÜNYAYA tekrar, insan veya hayvan, başka bir canlı olarak döndüğüne inanır mısınız?

## Question wording in the Turkish ISSP questionnaire:

Do you believe in ... resurrection/revival after death

Şimdi sayacaklarıma inanır mısınız? ... Ölümden sonra hayat ... Ölümden sonra dirilme

That could be understood by respondents not as a reincarnation, but as a synonym for “life after death”. Thus, most likely, that the wording of the question led to such a large discrepancy in the results of the two studies.



# Praying: questions

## ISSP:

About how often do you pray?

never  
less than once a year  
about once or twice a year  
several times a year  
about once a month  
2-3 times a month  
nearly every week  
every week  
several times a week  
once a day  
several times a day

## EVS:

How often do you pray to God outside of religious services? Would you say ....

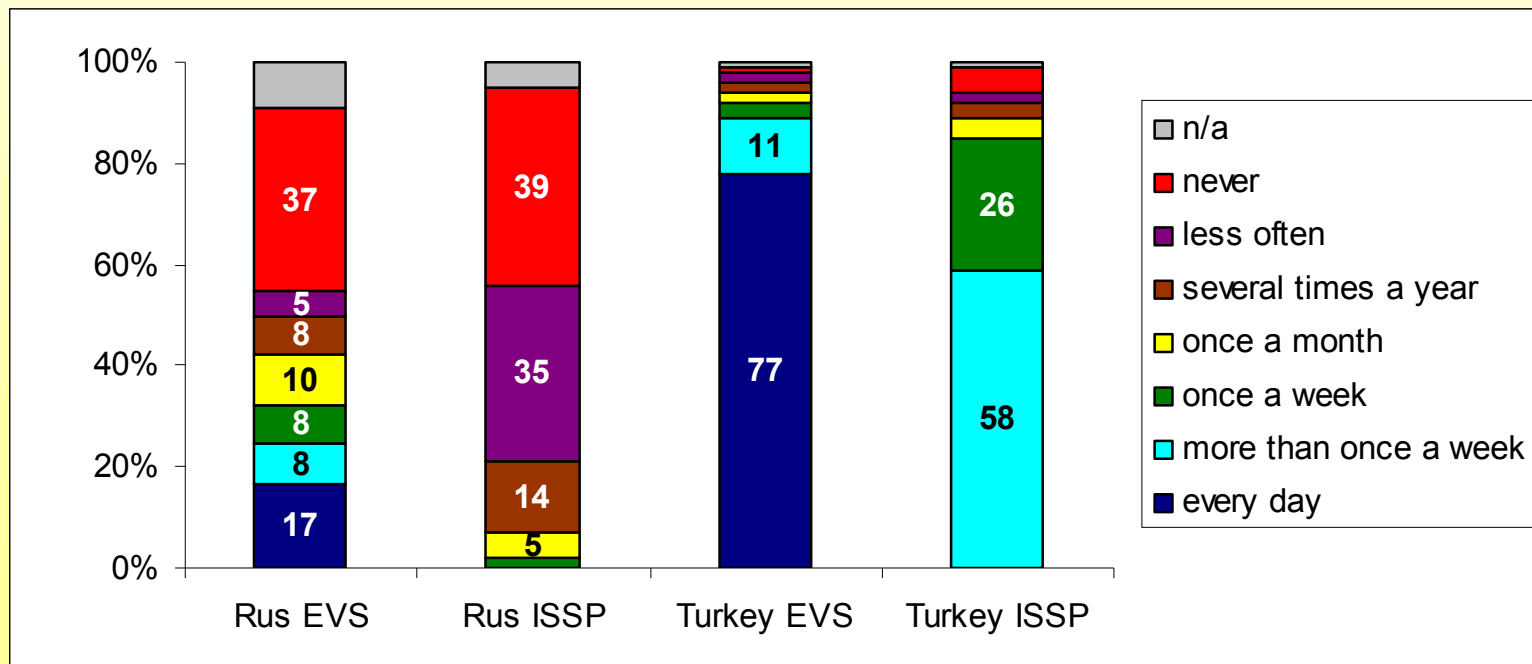
every day  
more than once a week  
once a week  
at least once a month  
several times a year  
less often  
never

# Praying: conclusions

The most noticeable differences are in two countries: Russia and Turkey. In other countries frequency distributions are rather similar.

Russia: either a mistake in the data file or this question was not asked.

Turkey: the difference is in the neighboring categories. Question wording difference should be considered further. It seems that in EVS the specification “outside of religious services” was omitted.



# Attending religious services

## ISSP:

Attendance of religious services

several times a week

once a week

2 or 3 times a month

once a month

several times a year

once a year

less frequently than once  
a year

never

## EVS:

Apart from weddings, funerals and christenings, about how often do you attend religious services these days?

more than once week

once a week

once a month

only on specific holy days

once a year

less often

never, practically never

Despite the maximum possible extent of categories merging, the data is incomparable.

There are substantial frequency distribution differences in more than half of the countries. We couldn't find any regularity in these discrepancies.

# Religiosity: cluster analysis (EVS)

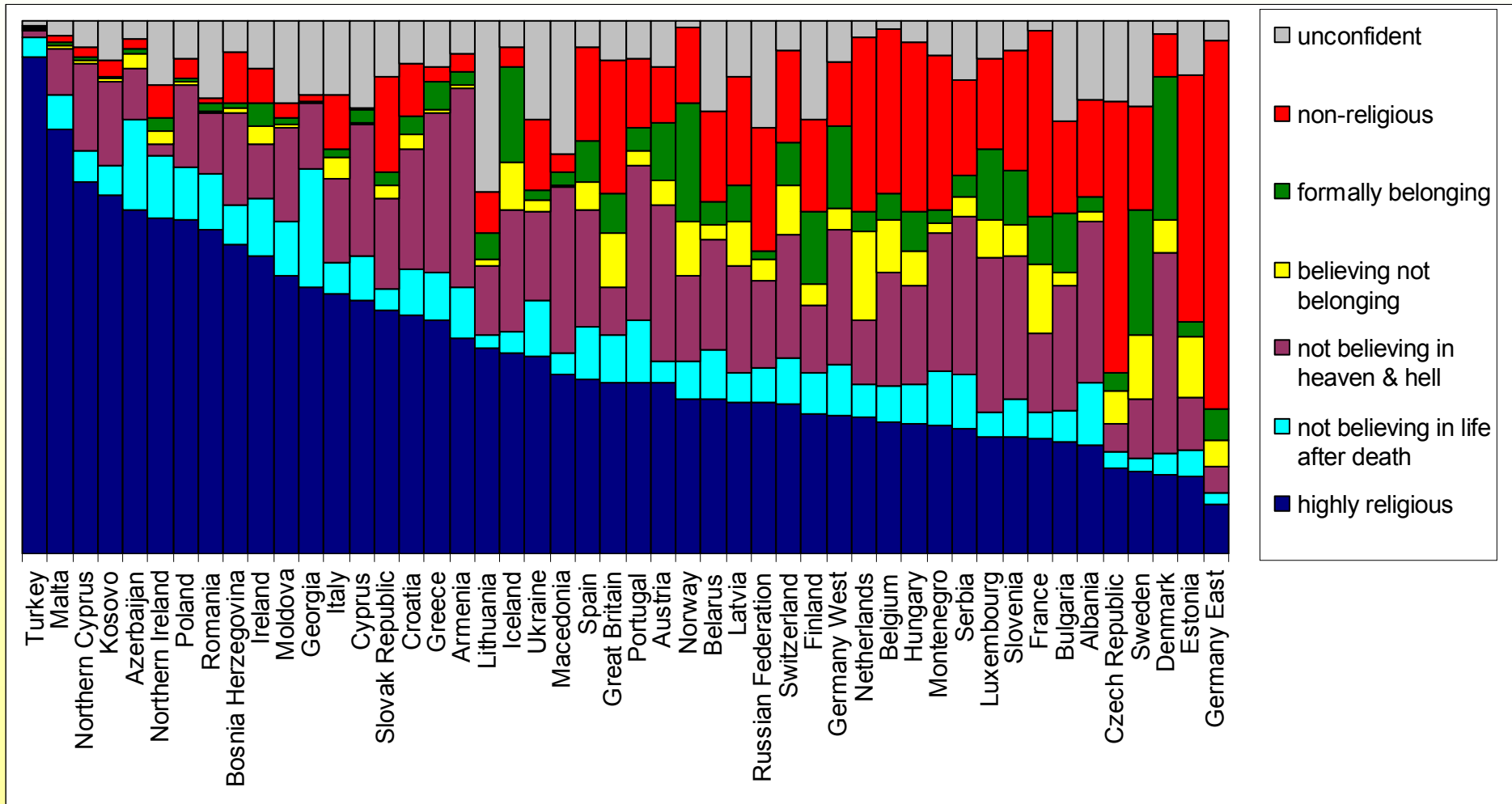
	non-religious	believing not belonging	formally belonging	not believing in heaven & hell	not believing in life after death	highly religious
belong to a religious denomination	0	0.2	<u>1</u>	<u>1</u>	<u>0.9</u>	<u>1</u>
believe in God	0.2	0.5	0	<u>1</u>	<u>1</u>	<u>1</u>
believe in life after death	0	<u>1</u>	0	0.3	0	<u>1</u>
believe in hell	0	0	0	0	0.6	<u>0.9</u>
believe in heaven	0	0.2	0	0	<u>1</u>	<u>1</u>
pray to God outside religious services	0.03	0.11	0.02	0.26	<u>0.39</u>	<u>0.6</u>
attend religious services	0.01	0.01	0.02	0.07	0.11	<u>0.21</u>
base	10369	2894	3847	12679	5257	26117

**Method: k-means cluster analysis (missing - pairwise)**

**Base: all respondents with no more than 2 “hard to say” answers**

**Additional group: unconfident (3 or more “hard to say” answers, 6623 resp.)**

# Religiosity: cluster analysis (EVS)





# Following steps

- 1. To verify the religiosity typology across time using previous waves of EVS and WVS data**
- 2. To make cross-country and cross-cultural comparison of groups**
- 3. To profile attained groups on value and attitude indicators**