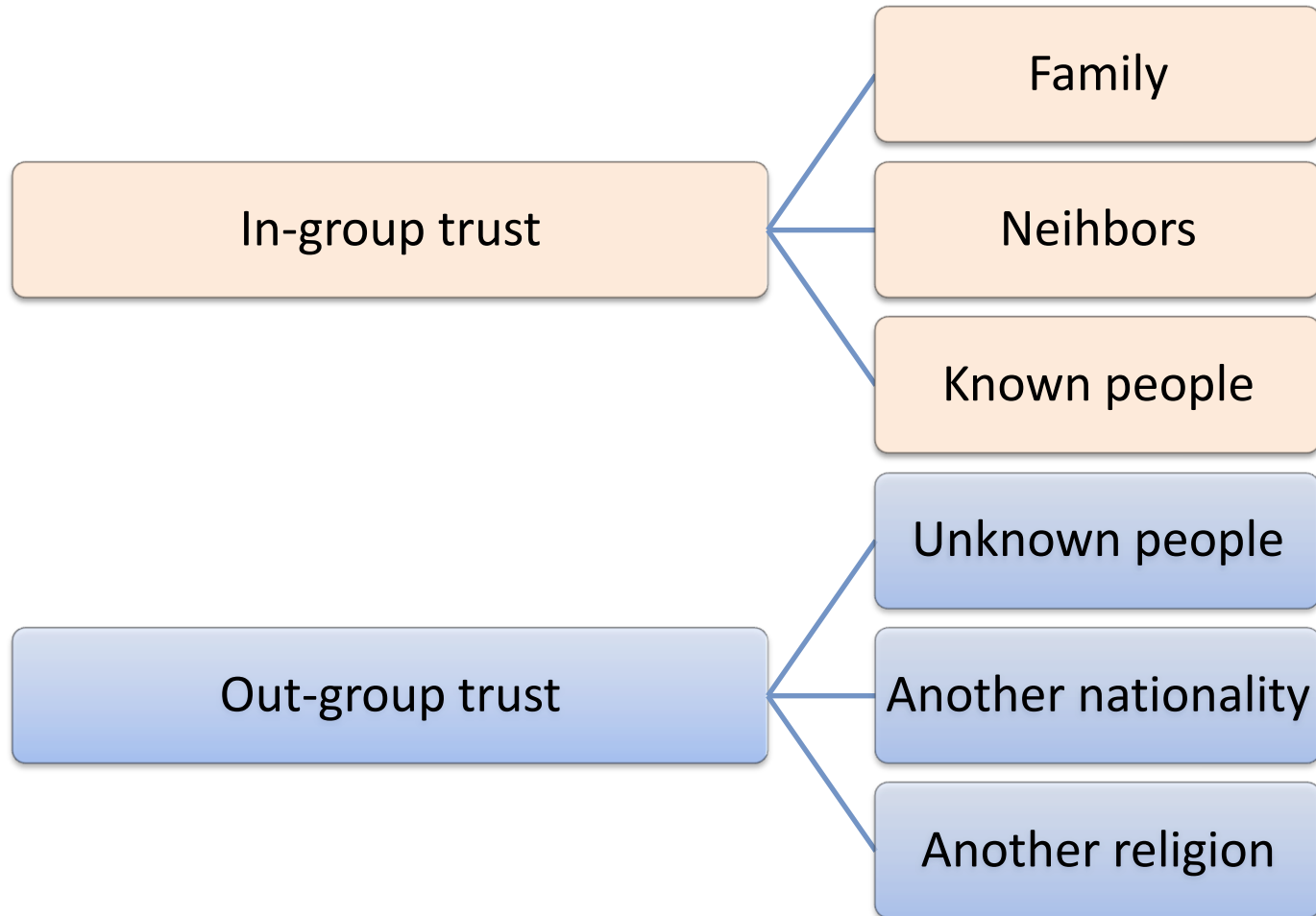


Almakaeva Anna
Samara State University
Progress report 3

**OUT-GROUP TRUST AND ITS DETERMINANTS:
THE CASE OF IN-GROUP TRUST**

TRUST VARIABLES



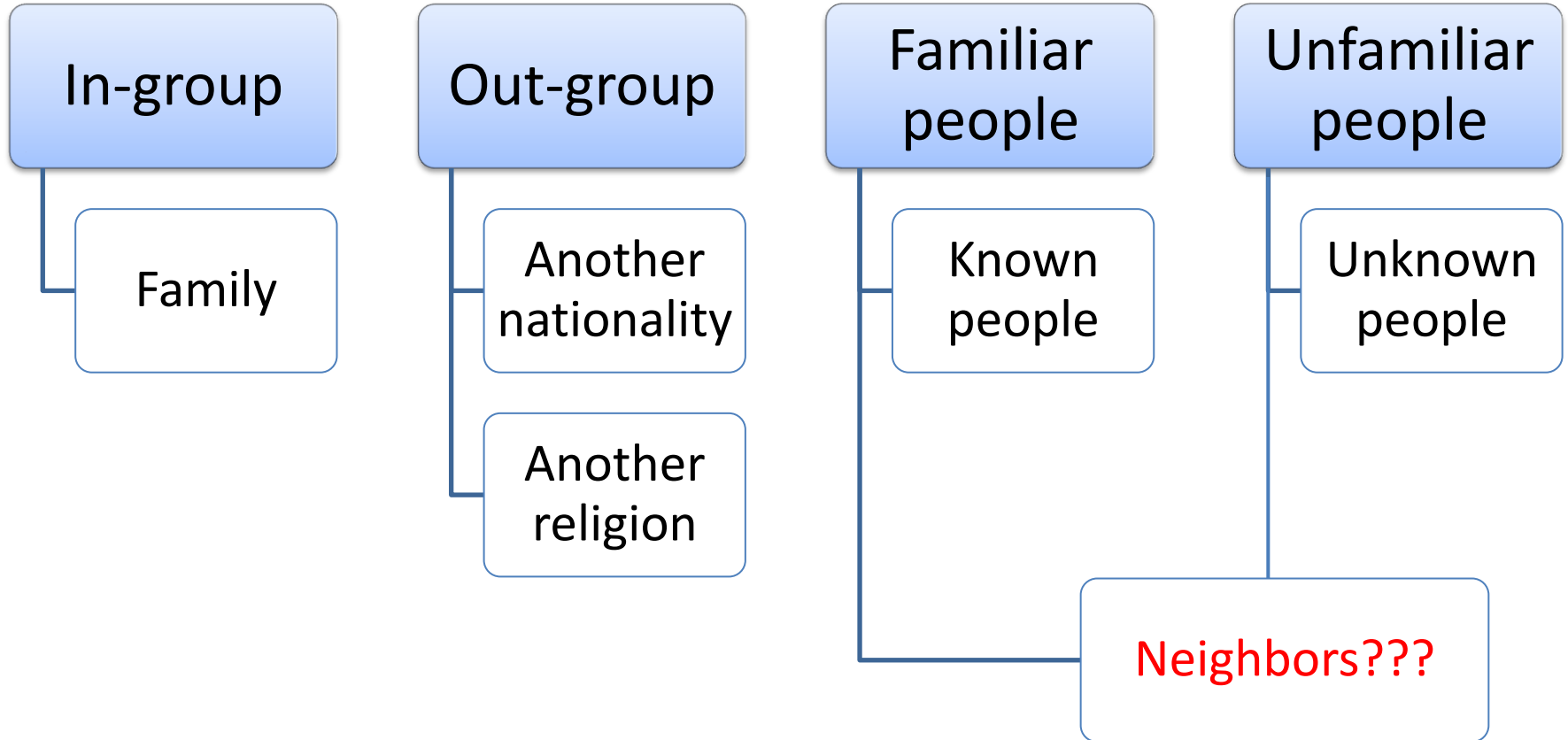
Previous results

1. Out-group and in-group trust have positive linear interlink.
2. In-group trust is a main predictor of out-group trust
3. In prosperous countries, with effective democratic institutions and gender equality the level of out-group trust is higher.
4. Family can be dropped from the regressions models
5. Additive trust indexes should be disaggregated.

Advices

- Enrich country-level analyses with individual and multi-level analyses
- Provide a theoretical basis for the predictors of trust types.
- Incorporate civic activity in the investigation of trust.

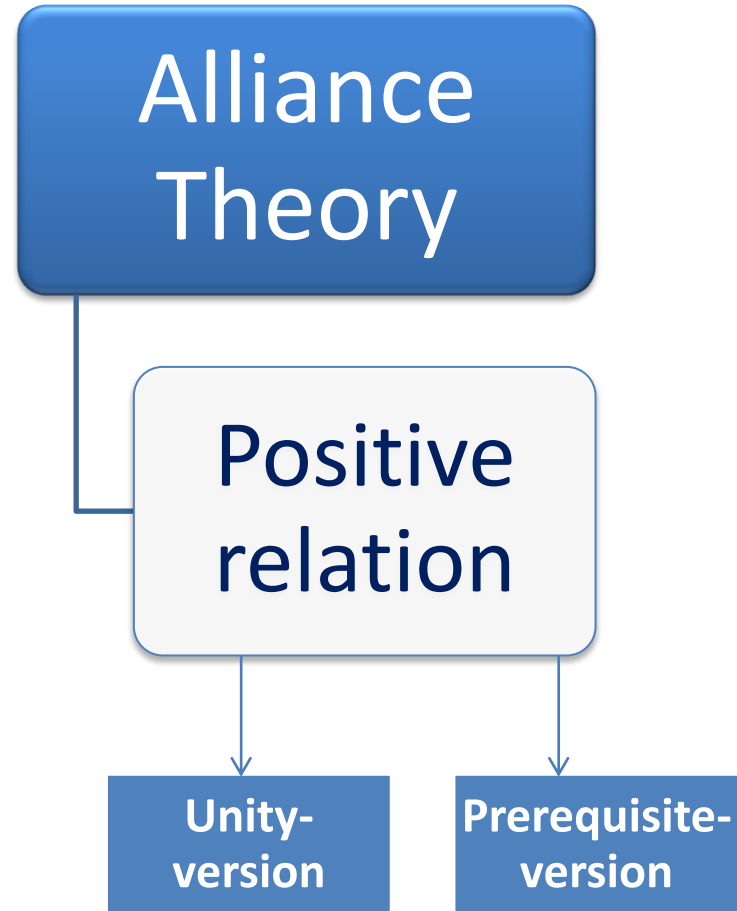
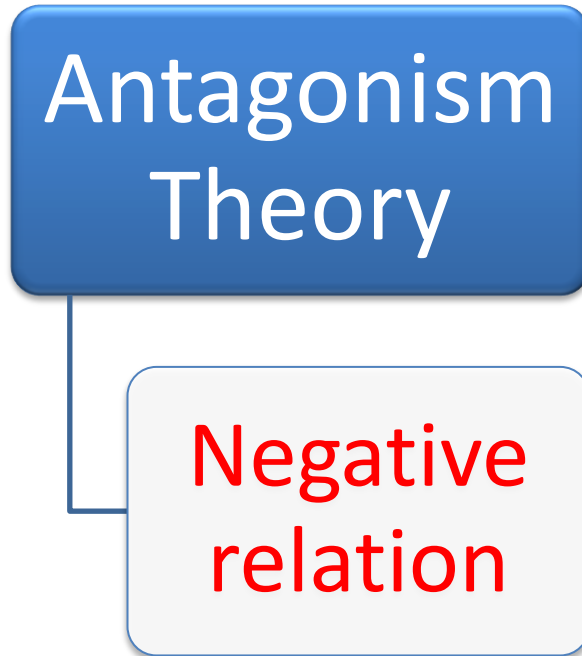
Trust type differentiation



Trust determinants


Level	Theories	Variables
Individual level	Personality theory	Happiness, control over one`s life, belief in people`s fairness
	Success and well-being theory	Education, gender, marital status (divorced, widowed), unemployment, financial satisfaction
	Values theory	Emancipative values, religiosity
Social Level	Voluntary organization theory	Direct and indirect forms of civic activity
	Social network theory	Family trust, trust in neighbors and known people
	Community theory	City size, confidence in different institutions, tolerance
Societal level		Economic, politic, cultural empowerment, economic, ethnic, language, religious fragmentation, diversity, country`s optimism, culture of fairness, confidence in institutions, tolerance different origin, civic activity

Trust types relations




Distribution of trust types

Initial



Corrected




General trusters VS Non-trusters

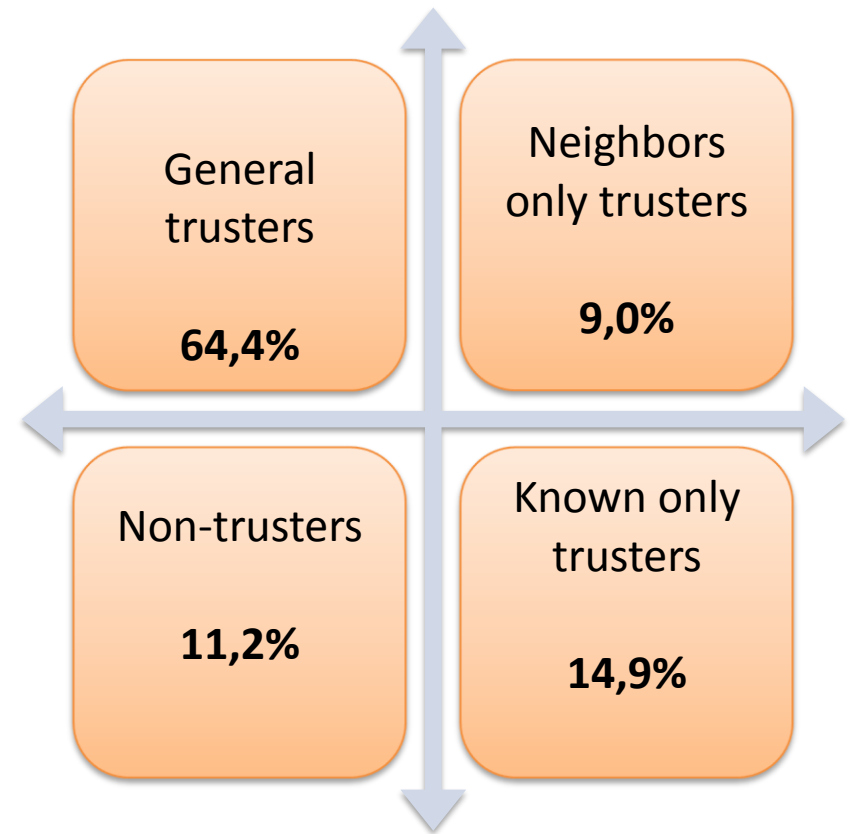
N	Country	Gen_vs_Non-tr. Initial	Gen_vs_Non-tr. Corrected	Correction	N	Country	Gen_vs_Non-tr. Initial	Gen_vs_Non-tr. Corrected	Correction
1	Ethiopia	23,4%	-4,3%	28%	27	Indonesia	23,4%	13,0%	10%
2	Burkina Faso	33,2%	6,5%	27%	28	Russia	22,2%	11,8%	10%
3	Malavsia	13,1%	-10,8%	24%	29	Uruguay	39,4%	29,5%	10%
4	Romania	1,6%	-22,2%	24%	30	Bulgaria	33,4%	23,5%	10%
5	Vietnam	16,5%	-7,2%	24%	31	Slovenia	13,0%	3,4%	10%
6	Italy	27,4%	4,5%	23%	32	Ukraine	24,1%	14,6%	10%
7	Chile	6,2%	-16,6%	23%	33	Argentina	47,9%	38,5%	9%
8	Zambia	4,1%	-17,8%	22%	34	Cyprus	4,7%	-4,5%	9%
9	Jordan	21,4%	-0,4%	22%	35	Georgia	36,4%	27,9%	8%
10	Peru	-17,5%	-39,1%	22%	36	Egypt	22,2%	14,2%	8%
11	Colombia	4,8%	-15,7%	20%	37	Poland	33,2%	26,2%	7%
12	Thailand	11,0%	-8,4%	19%	38	Tr. &	28,1%	21,7%	6%
13	Turkey	14,8%	-3,8%	19%	39	Taiwan	28,7%	22,7%	6%
14	Morocco	13,2%	-5,1%	18%	40	East	31,2%	27,7%	3%
15	Ghana	12,5%	-4,2%	17%	41	Finland	69,5%	66,3%	3%
16	Mali	54,2%	37,7%	17%	42	USA	64,6%	62,8%	2%
17	India	27,2%	10,6%	17%	43	Switzerland	67,3%	65,9%	1%
18	Mexico	0,6%	-14,4%	15%	44	W Germ	37,5%	36,1%	1%
19	Brazil	0,2%	-14,7%	15%	45	Netherlands	29,6%	28,4%	1%
20	S Africa	40,3%	26,2%	14%	46	Britain	72,7%	71,8%	1%
21	Serbia	36,1%	22,0%	14%	47	Sweden	85,9%	85,1%	1%
22	Moldova	8,5%	-5,6%	14%	48	Canada	69,4%	68,7%	1%
23	China	7,5%	-6,6%	14%	49	Norway	79,1%	78,6%	0%
24	Rwanda	42,7%	29,2%	14%	50	France	64,7%	64,5%	0%
25	Spain	41,2%	29,5%	12%	51	Andorra	41,2%	41,0%	0%
26	S Korea	19,9%	8,7%	11%	52	Australia	65,4%	65,4%	0%

Distribution of trust types

Out-trust



In-trust



Distributions of out and in-trust types

N	Country	Neighbors Only Trusters	people - Only Trusters	Difference
1	Andorra	1,9%	39,8%	37,9%
2	Moldova	8,3%	29,6%	21,3%
3	Slovenia	5,8%	26,2%	20,4%
4	Tri. & Tobago	5,9%	25,1%	19,2%
5	West Germany	1,7%	20,7%	19,0%
6	Cyprus	6,3%	25,2%	18,9%
7	Netherlands	3,3%	21,6%	18,4%
8	East Germany	2,6%	20,1%	17,5%
9	Argentina	5,1%	22,0%	16,9%
10	Serbia	7,0%	23,4%	16,5%
39	Italy	12,9%	12,1%	-0,8%
40	Georgia	6,0%	5,1%	-0,9%
41	Egypt	7,3%	3,4%	-3,9%
42	China	10,2%	5,9%	-4,3%
43	Thailand	15,4%	8,8%	-6,6%
44	Morocco	17,0%	10,3%	-6,7%
45	Mali	13,7%	6,6%	-7,1%
46	Rwanda	13,1%	4,7%	-8,4%
47	Malaysia	20,2%	11,8%	-8,4%
48	India	15,2%	6,7%	-8,5%
49	Burkina Faso	19,0%	9,1%	-9,9%
50	Jordan	17,4%	6,7%	-10,6%
51	Ethiopia	18,1%	4,2%	-13,9%
52	Vietnam	18,4%	2,2%	-16,2%

N	Country	Different Origin Trusters	Unknown-Only Trusters	Difference
1	Andorra	50,0%	1,8%	48,2%
2	Tri. & Tobago	34,6%	3,0%	31,5%
3	USA	33,2%	3,3%	29,9%
4	Argentina	31,2%	4,7%	26,4%
5	France	32,0%	6,4%	25,6%
6	Britan	27,9%	3,7%	24,2%
7	Georgia	27,6%	4,2%	23,5%
8	Canada	26,4%	4,8%	21,6%
9	Serbia	25,9%	4,3%	21,6%
10	Mali	26,3%	5,4%	20,8%
39	Brazil	13,8%	5,7%	8,0%
40	Taiwan	14,2%	6,5%	7,7%
41	Mexico	11,7%	5,6%	6,2%
42	Zambia	12,5%	6,9%	5,6%
43	Thailand	12,1%	7,5%	4,7%
44	Peru	8,3%	3,6%	4,6%
45	India	13,6%	9,1%	4,5%
46	Malaysia	8,2%	6,1%	2,1%
47	Jordan	10,0%	8,7%	1,3%
48	Ethiopia	8,8%	9,1%	-0,3%
49	China	5,3%	7,8%	-2,5%
50	Morocco	5,3%	8,5%	-3,2%
51	Vietnam	4,7%	10,7%	-6,0%
52	Egypt	9,8%	17,1%	-7,4%

Civic activity

Direct forms

- Signing petitions
- Taking part in boycotts
- Taking part in demonstrations

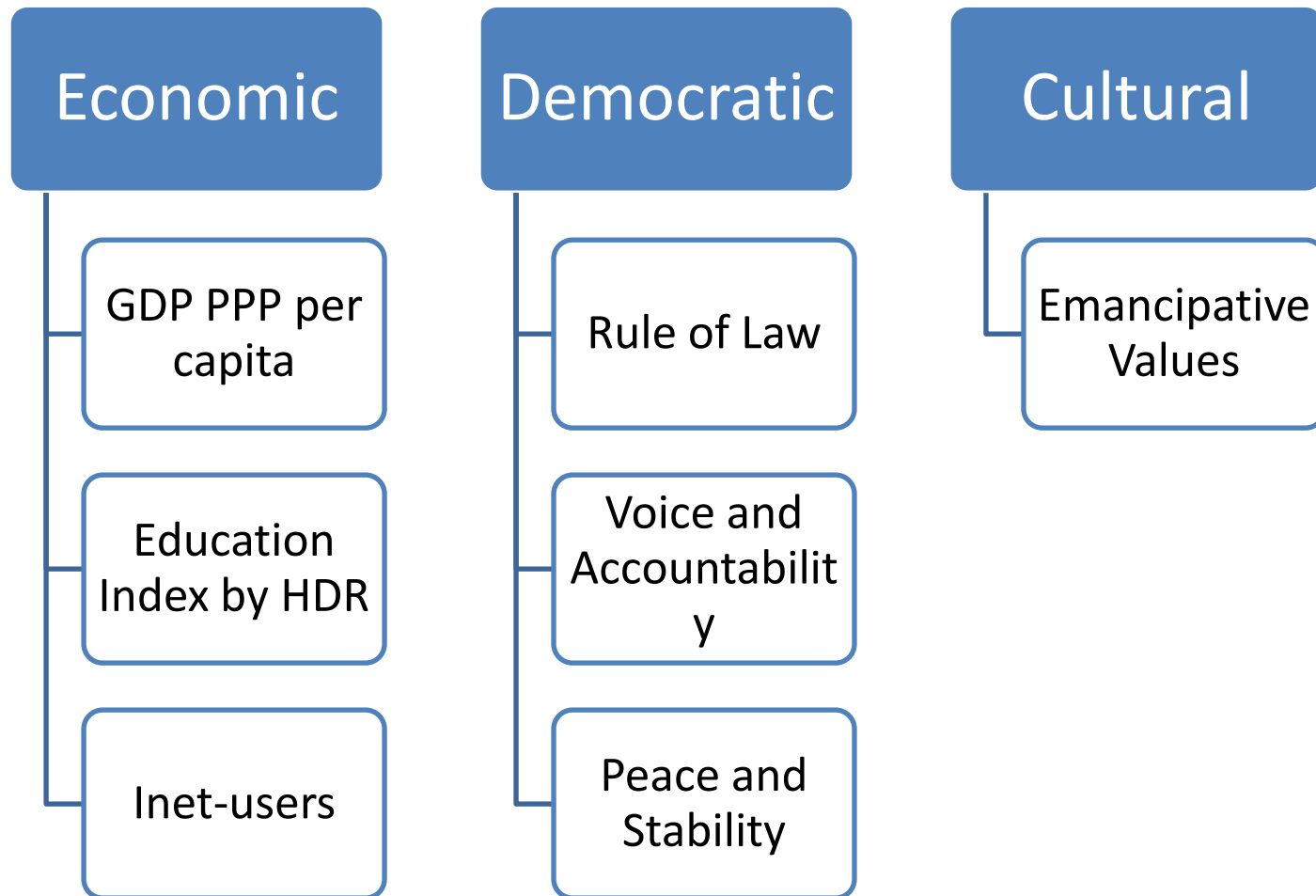
Formal membership

Utilitarian (prof. associations, political parties, labour unions, religious/church organizations)
Sociotropic (charity, environmental, cultural and sport organizations)

Isolated (membership in one organization)
Connected (membership in two or more organizations)

Average active membership
Overall average membership

Empowerment



Individual level

	Family	Neighb.	Known	Unknown	Another rel.	Another nat.	Ingroup	Outgroup
Fairness	,055**	,142**	,130**	,166**	,115**	,120**	,156**	,158**
Happiness	,105**	,072**	,112**	,083**	,101**	,093**	,126**	,109**
Control over one`s life	,049**		,057**	,042**	,064**	,067**	,039**	,068**
Education	,057**	-,077**	,072**	,047**	,089**	,144**	,013**	,113**
Female	-,008*	-,018**		-,024**	-,010**	-,016**	-,009*	-,008*
Divorced	,044**	,042**	,019**	,016**			,045**	
Unemployed	-,034**	-,040**	-,055**	-,028**	-,012**	-,023**	-,059**	-,024**
financial satisfaction	,067**	,065**	,112**	,109**	,094**	,111**	,110**	,123**
Emancipative Values		-,026**	,155**	,160**	,189**	,249**	,062**	,241**
Religiosity	,025**	,055**	-,073**	-,050**	-,022**	-,104**		-,073**
Confidence	,143**	,279**	,189**	,199**	,173**	,155**	,284**	,209**
Tolerance different origin	,011**	-,033**	,056**	,053**	,141**	,171**	,014**	,147**
Town size	-,020**	-,092**		,018**	,077**	,061**	-,055**	,065**

Individual Level

Civic activity

	Family	Neighb.	Known	Unknown	Another rel.	Another nat.	Ingroup	Outgroup
Direct forms		,011*	,139**	,139**	,172**	,200**	,073**	,204**
Active membership	-,018**		,045**	,078**	,133**	,108**	,021**	,127**
Overall membership	-,019**	,022**	,037**	,092**	,146**	,113**	,024**	,140**
Isolated membership	-,008*	-,023**	,008*	,009*	,052**	,040**	,011**	,040**
Connected Membership	-,018**	,008*	,048**	,077**	,116**	,098**	,023**	,115**
Utilitarian membership	-,025**		,015**	,048**	,120**	,077**		,097**
Sociotropic membership	-,016**		,059**	,070**	,102**	,107**	,021**	,111**

Out-group trust

Adj. r	Variables	Stand.C	sig
0,278	Constant		,000
	Known trust	,375	,000
	Fairness	,062	,000
	Happiness	,016	,005
	Control over	-,017	,002
	Education	,028	,000
	Female	-,033	,000
	Divorce	-,002	,667
	unemployme	,003	,593
	Financial	,005	,386
	Emancipative	,180	,000
	Religiosity	,039	,000
	Confidence	,148	,000
	Tolerance	,093	,000
	Townsize	,028	,000

Another nationality and religion

Adj. r	Variables	Stand.Co	sig
0, 233	Constant		,000
	Known trust	,335	,000
	Fairness	,035	,000
	Happiness	,019	,001
	Control over	-,015	,009
	Education	,033	,000
	Female	-,025	,000
	Divorce	-,003	,525
	unemploymen	,000	,971
	Financial	-,001	,827
	Emancipative	,179	,000
	Religiosity	,053	,000
	Confidence	,130	,000
	Tolerance	,110	,000
Townsize	,033	,000	

Unknown people

Adj. r	Variables	Stand.Co	sig
0, 205	Constant		,000
	Known trust	,330	,000
	Fairness	,097	,000
	Happiness	,004	,462
	Control over	-,017	,003
	Education	,006	,270
	Female	-,036	,000
	Divorce	,000	,935
	unemployment	,008	,163
	Financial	,017	,004
	Emancipative	,117	,000
	Religiosity	,000	,996
	Confidence	,139	,000
	Tolerance	,029	,000
	Townsize	,008	,129

Country level

	Family	Neighb.	Known	Unknown	Another rel.	Another nat.	Ingroup	Outgroup
Fairness		,278**	,202*	,284**	0,161	0,149	,232*	,208*
Happiness			,193*	,202*	,315**	,213*		,235*
Religiosity			-,369**	-,206*		-,262**	-,236*	-,207*
Confidence	,265**	,430**		,247*			,338**	
Tolerance different origin			,226*		,322**	,375**		,311**
Ethnic fragmentation	-,207*		-,279**				-,224*	
Religious fragmentation					,237*			
Gini			-,328**	-,282**		-,269**	-,251*	-,244*
Economic empowerment			,272**			,274**		,197*
Democratic empowerment			,362**	,308**	,422**	,419**		,406**
Cultural empowerment			,394**	,284**	,303**	,374**		,330**
Overall empowerment			,252**	,228*	,302**	,359**		,306**

Country level Civic Activity

	Family	Neighb.	Known	Unkno wn	Another rel.	Another nat.	Ingroup	Outgrou p
Direct forms			,362**	,271**	,391**	,401**		,373**
Active membership	-,333**				,329**			,228*
Overall membership	-,234*				,383**	,196*		,279**
Isolated membership	-,374**				,300**	,189*		,211*
Connected Membership	-,321**				,344**			,249**
Utilitarian membership	-,362**				,285**			
Sociotropic membership	-,246*			,222*	,383**	,265**		,312**

Out-group trust

Adj. r	Variables	Stand.Coef	sig
0,356	Constant		,000
	Direct activities	,267	,057
	Sociotropic memb	,341	,017
	Rel frag	,091	,486
	Gini	-,342	,010

Another nationality and religion

Adj. r	Variables	Stand.Coef	sig
0,35	Constant		,000
	Direct activities	,309	,030
	Sociotropic memb	,310	,030
	Rel frag	,126	,340
	Gini	-,297	,024

Unknown people

Adj. r	Variables	Stand.Coef	sig
0,342	Constant		,000
	Direct activities	,142	,309
	Sociotropic memb	,387	,008
	Rel frag	-,006	,965
	Gini	-,408	,003